

Numbers Bar Study Settings

v1562 v. v1658

v1562

Study Settings: Numbers Bars (ID:1)

Settings and Inputs | Subgraphs | Alerts

Standard Precedence

Based On: <Main Price Graph>

Short Name:

Chart Region: 1 Scale

Value Format: 1

Display As Main Price Graph

Hide Study

Draw Study Underneath Main Price Graph

Protect with Password

Input Name	Input Value
Column 1 Numbers Bars Text (In:16)	Bid Vol x Ask Vol
Column 1 Background Type (In:17)	Volume Profile
Column 1 Background Coloring Method (In:18)	None - Transparent
Column 1 Text Coloring Method (In:19)	Based on Diagonal Dominant...
Column 1 Range 3 Up Color (In:20)	R: 0, G: 94, B: 0
Column 1 Range 2 Up Color (In:21)	R: 124, G: 190, B: 190
Column 1 Range 1 Up Color (In:22)	R: 96, G: 96, B: 96
Column 1 Range 0 Up Color (In:23)	R: 0, G: 0, B: 255
Column 1 Range 0 Down Color (In:24)	R: 0, G: 0, B: 255
Column 1 Range 1 Down Color (In:25)	R: 96, G: 96, B: 96
Column 1 Range 2 Down Color (In:26)	R: 255, G: 128, B: 192
Column 1 Range 3 Down Color (In:27)	R: 100, G: 0, B: 0
Column 2 Numbers Bars Text (In:28)	No Text
Column 2 Background Type (In:29)	Full Background
Column 2 Background Coloring Method (In:30)	None - Transparent
Column 2 Text Coloring Method (In:31)	None
Column 2 Range 3 Up Color (In:32)	R: 0, G: 127, B: 0
Column 2 Range 2 Up Color (In:33)	R: 0, G: 127, B: 0
Column 2 Range 1 Up Color (In:34)	R: 0, G: 127, B: 0
Column 2 Range 0 Up Color (In:35)	R: 0, G: 127, B: 0
Column 2 Range 0 Down Color (In:36)	R: 170, G: 0, B: 0

Input: Select an input in the list above

OK Cancel Apply Help Description Reset Defaults

Save these settings as the default

Based on Diagonal Dominant Side AskVol BidVol Percentage

v1658

Study Settings: Numbers Bars (ID:1)

Settings and Inputs | Subgraphs | Alerts

Standard Precedence

Based On: <Main Price Graph>

Short Name:

Chart Region: 1 Scale

Value Format: 1

Display As Main Price Graph

Hide Study

Draw Study Underneath Main Price Graph

Protect with Password

Include in Study Summary

Input Name	Input Value
Column 1 Numbers Bars Text (In:16)	Bid Vol x Ask Vol
Column 1 Background Type (In:17)	Volume Profile
Column 1 Background Coloring Method (In:18)	None - Transparent
Column 1 Text Coloring Method (In:19)	Based on Diagonal Dominant...
Column 1 Range 3 Up Color (In:20)	R: 0, G: 94, B: 0
Column 1 Range 2 Up Color (In:21)	R: 124, G: 190, B: 190
Column 1 Range 1 Up Color (In:22)	R: 96, G: 96, B: 96
Column 1 Range 0 Up Color (In:23)	R: 0, G: 0, B: 255
Column 1 Range 0 Down Color (In:24)	R: 0, G: 0, B: 255
Column 1 Range 1 Down Color (In:25)	R: 96, G: 96, B: 96
Column 1 Range 2 Down Color (In:26)	R: 255, G: 128, B: 192
Column 1 Range 3 Down Color (In:27)	R: 100, G: 0, B: 0
Column 2 Numbers Bars Text (In:28)	No Text
Column 2 Background Type (In:29)	Full Background
Column 2 Background Coloring Method (In:30)	None - Transparent
Column 2 Text Coloring Method (In:31)	None
Column 2 Range 3 Up Color (In:32)	R: 0, G: 127, B: 0
Column 2 Range 2 Up Color (In:33)	R: 0, G: 127, B: 0
Column 2 Range 1 Up Color (In:34)	R: 0, G: 127, B: 0
Column 2 Range 0 Up Color (In:35)	R: 0, G: 127, B: 0
Column 2 Range 0 Down Color (In:36)	R: 170, G: 0, B: 0

Input: Select an input in the list above

OK Cancel Apply Help Description Reset Defaults

Save these settings as the default

Based on Diagonal Dominant Side AskVol BidVol Percentage

v1562

Study Settings: Numbers Bars (ID:1)

Settings and Inputs | Subgraphs | Alerts

Standard Precedence

Based On: <Main Price Graph>

Short Name:

Chart Region: 1 Scale

Value Format: 1

Display As Main Price Graph

Hide Study

Draw Study Underneath Main Price Graph

Protect with Password

Input Name	Input Value
Column 2 Range 0 Down Color (In:36)	R: 170, G: 0, B: 0
Column 2 Range 1 Down Color (In:37)	R: 170, G: 0, B: 0
Column 2 Range 2 Down Color (In:38)	R: 170, G: 0, B: 0
Column 2 Range 3 Down Color (In:39)	R: 170, G: 0, B: 0
Column 3 Numbers Bars Text (In:40)	No Text
Column 3 Background Type (In:41)	Full Background
Column 3 Background Coloring Method (In:42)	None - Transparent
Column 3 Text Coloring Method (In:43)	None
Column 3 Range 3 Up Color (In:44)	R: 0, G: 127, B: 0
Column 3 Range 2 Up Color (In:45)	R: 0, G: 170, B: 0
Column 3 Range 1 Up Color (In:46)	R: 0, G: 212, B: 0
Column 3 Range 0 Up Color (In:47)	R: 0, G: 255, B: 0
Column 3 Range 0 Down Color (In:48)	R: 255, G: 0, B: 0
Column 3 Range 1 Down Color (In:49)	R: 212, G: 0, B: 0
Column 3 Range 2 Down Color (In:50)	R: 170, G: 0, B: 0
Column 3 Range 3 Down Color (In:51)	R: 127, G: 0, B: 0
Pullback Column 1 Numbers Bars Text (In:52)	No Text
Pullback Column 1 Background Type (In:53)	Volume Profile
Pullback Column 1 Background Coloring Method (In:54)	None - Transparent
Pullback Column 1 Text Coloring Method (In:55)	Based on Diagonal Dominant Side AskVol
Pullback Column 2 Numbers Bars Text (In:56)	No Text

Column 1 Text Coloring Method: Based on Diagonal Dominant Side AskVo

OK Cancel Apply Help Description Reset Defaults

Save these settings as the default

v1658

Study Settings: Numbers Bars, ID:1

Settings and Inputs | Subgraphs | Alerts

Standard Precedence

Based On: <Main Price Graph>

Short Name:

Chart Region: 1 Scale

Value Format: 1

Display As Main Price Graph

Hide Study

Draw Study Underneath Main Price Graph

Protect with Password

Include in Study Summary

Input Name	Input Value
Column 2 Range 0 Down Color (In:36)	R: 170, G: 0, B: 0
Column 2 Range 1 Down Color (In:37)	R: 170, G: 0, B: 0
Column 2 Range 2 Down Color (In:38)	R: 170, G: 0, B: 0
Column 2 Range 3 Down Color (In:39)	R: 170, G: 0, B: 0
Column 3 Numbers Bars Text (In:40)	No Text
Column 3 Background Type (In:41)	Full Background
Column 3 Background Coloring Method (In:42)	None - Transparent
Column 3 Text Coloring Method (In:43)	None
Column 3 Range 3 Up Color (In:44)	R: 0, G: 127, B: 0
Column 3 Range 2 Up Color (In:45)	R: 0, G: 170, B: 0
Column 3 Range 1 Up Color (In:46)	R: 0, G: 212, B: 0
Column 3 Range 0 Up Color (In:47)	R: 0, G: 255, B: 0
Column 3 Range 0 Down Color (In:48)	R: 255, G: 0, B: 0
Column 3 Range 1 Down Color (In:49)	R: 212, G: 0, B: 0
Column 3 Range 2 Down Color (In:50)	R: 170, G: 0, B: 0
Column 3 Range 3 Down Color (In:51)	R: 127, G: 0, B: 0
Pullback Column 1 Numbers Bars Text (In:52)	Bid Vol x Ask Vol
Pullback Column 1 Background Type (In:53)	Volume Profile
Pullback Column 1 Background Coloring Method (In:54)	None - Transparent
Pullback Column 1 Text Coloring Method (In:55)	Based on Diagonal Dominant Side AskVol
Pullback Column 2 Numbers Bars Text (In:56)	No Text

Input: Select an input in the list above

OK Cancel Apply Help Description Reset Defaults

Save these settings as the default

Based on Diagonal Dominant Side AskVol BidVol Percentage

v1562

Study Settings: Numbers Bars (ID:1)



Settings and Inputs | Subgraphs | Alerts

Standard Precedence

Based On:

Short Name:

Chart Region:

Value Format:

Display As Main Price Graph

Hide Study

Draw Study Underneath Main Price Graph

Protect with Password

Input Name	Input Value
Pullback Column 2 Numbers Bars Text (In:56)	No Text
Pullback Column 2 Background Type (In:57)	Full Background
Pullback Column 2 Background Coloring Met...	None - Transparent
Pullback Column 2 Text Coloring Method (In...	None
Pullback Column 3 Numbers Bars Text (In:60)	No Text
Pullback Column 3 Background Type (In:61)	Full Background
Pullback Column 3 Background Coloring Met...	None - Transparent
Pullback Column 3 Text Coloring Method (In...	None
Default Text Color (In:64)	R: 0, G: 0, B: 0
Highlight Minimum Value In (In:65)	Column 2
Minimum Highlight Color (In:66)	R: 128, G: 0, B: 0
Minimum Highlight Line Width (In:67)	2
Highlight Maximum Value In (In:68)	Column 2
Maximum Highlight Color (In:69)	R: 0, G: 98, B: 0
Maximum Highlight Line Width (In:70)	2
Highlight Point Of Control In (In:71)	Column 1
Point Of Control Highlight Color (In:72)	R: 0, G: 0, B: 0
Point Of Control Highlight Line Width (In:73)	2
Open and Close Marker Style (In:74)	Open To Close Boxes
Place Open Marker / Boxes In (In:75)	Column 1
Place Close Marker In (In:76)	Column 1

Column 1 Text Coloring Method

OK Cancel Apply Help Description Reset Defaults

Save these settings as the default

v1658

Study Settings: Numbers Bars. ID:1



Settings and Inputs | Subgraphs | Alerts

Standard Precedence

Based On:

Short Name:

Chart Region:

Value Format:

Display As Main Price Graph

Hide Study

Draw Study Underneath Main Price Graph

Protect with Password

Include in Study Summary

Input Name	Input Value
Pullback Column 2 Numbers Bars Text (In:56)	No Text
Pullback Column 2 Background Type (In:57)	Full Background
Pullback Column 2 Background Coloring Met...	None - Transparent
Pullback Column 2 Text Coloring Method (In...	None
Pullback Column 3 Numbers Bars Text (In:60)	No Text
Pullback Column 3 Background Type (In:61)	Full Background
Pullback Column 3 Background Coloring Met...	None - Transparent
Pullback Column 3 Text Coloring Method (In...	None
Default Text Color (In:64)	R: 0, G: 0, B: 0
Highlight Minimum Value In (In:65)	Column 2
Minimum Highlight Color (In:66)	R: 128, G: 0, B: 0
Minimum Highlight Line Width (In:67)	2
Highlight Maximum Value In (In:68)	Column 2
Maximum Highlight Color (In:69)	R: 0, G: 98, B: 0
Maximum Highlight Line Width (In:70)	2
Highlight Point Of Control In (In:71)	Column 1
Point Of Control Highlight Color (In:72)	R: 0, G: 0, B: 0
Point Of Control Highlight Line Width (In:73)	2
Open and Close Marker Style (In:74)	Open To Close Boxes
Place Open Marker / Boxes In (In:75)	Column 1
Place Close Marker In (In:76)	Column 1

Input

OK Cancel Apply Help Description Reset Defaults

Save these settings as the default

v1562

Study Settings: Numbers Bars (ID:1)

Settings and Inputs | Subgraphs | Alerts

Standard Precedence

Based On: <Main Price Graph>

Short Name:

Chart Region: 1 Scale

Value Format: 1

Display As Main Price Graph
 Hide Study
 Draw Study Underneath Main Price Graph
 Protect with Password

Input Name	Input Value
Place Close Marker In (In:76)	Column 1
Open Marker / Up Box Color (In:77)	R: 0, G: 98, B: 0
Close Marker / Down Box Color (In:78)	R: 91, G: 0, B: 0
Center All Column Text (In:79)	Yes
Bold Last Trade Price (In:80)	No
Bid / Ask Bold Threshold (0=disables) (In:81)	30
Numbers Separator Character (In:82)	
Font Size (0=Auto) (In:83)	10
Show Historical Pullback AskVolume BidVol...	No
Historical High Pullback Color (In:85)	R: 128, G: 128, B: 128
Historical Low Pullback Color (In:87)	R: 128, G: 128, B: 128
Historical Pullback Font Size (In:89)	9
Draw Historical Pullback Separator (In:90)	Yes
Column 1 Percent Compare Thresholds (In:...	0.4, 1, 1.5
Column 2 Percent Compare Thresholds (In:...	0.25, 0.5, 0.75
Column 3 Percent Compare Thresholds (In:...	0.25, 0.5, 0.75
Bid/Ask Volume Text Threshold (In:94)	0
Bid/Ask Minimum Volume Compare Thresho...	0
Enable Diagonal Zero Bid/Ask Compares (I...	No
Highlight Based on (In:99)	Automatic
Candlestick Outline Width (In:100)	1

Column 1 Text Coloring Method: Based on Diagonal Dominant Side AskVo

OK Cancel Apply Help Description Reset Defaults

Save these settings as the default

Percent Compare Thresholds: 0.4, 1, 1.5

v1658

Study Settings: Numbers Bars, ID:1

Settings and Inputs | Subgraphs | Alerts

Standard Precedence

Based On: <Main Price Graph>

Short Name:

Chart Region: 1 Scale

Value Format: 1

Display As Main Price Graph
 Hide Study
 Draw Study Underneath Main Price Graph
 Protect with Password

Input Name	Input Value
Place Close Marker In (In:76)	Column 1
Open Marker / Up Box Color (In:77)	R: 0, G: 98, B: 0
Close Marker / Down Box Color (In:78)	R: 91, G: 0, B: 0
Single Value Text Alignment (In:79)	Center
Bold Last Trade Price (In:80)	No
Bid / Ask Bold Threshold (0=disables) (In:81)	30
Numbers Separator Character (In:82)	
Font Size (0=Auto) (In:83)	10
Show Historical Pullback AskVolume BidVol...	No
Historical High Pullback Color (In:85)	R: 128, G: 128, B: 128
Historical Low Pullback Color (In:87)	R: 128, G: 128, B: 128
Historical Pullback Font Size (In:89)	9
Draw Historical Pullback Separator (In:90)	Yes
Column 1 Percent Compare Thresholds (In:...	0.4, 1, 1.5
Column 2 Percent Compare Thresholds (In:...	0.25, 0.5, 0.75
Column 3 Percent Compare Thresholds (In:...	0.25, 0.5, 0.75
Bid/Ask Volume Text Threshold (In:94)	0
Bid/Ask Minimum Volume Compare Thresho...	0
Enable Diagonal Zero Bid/Ask Compares (I...	Yes
Highlight Maximum/Minimum Value Based O...	Automatic
Candlestick Outline Width (In:100)	1

Input: Select an input in the list above

Include in Study Summary

OK Cancel Apply Help Description Reset Defaults

Save these settings as the default

Percent Compare Thresholds: 0.4, 1, 1.5

v1562

v1658

Study Settings: Numbers Bars (ID:1)



Study Settings: Numbers Bars, ID:1



Settings and Inputs | Subgraphs | Alerts

Standard Precedence

Based On:

Short Name:

Chart Region:

Value Format:

Display As Main Price Graph

Hide Study

Draw Study Underneath Main Price Graph

Protect with Password

Input Name	Input Value
Column 2 Percent Compare Thresholds (In:...	0.25, 0.5, 0.75
Column 3 Percent Compare Thresholds (In:...	0.25, 0.5, 0.75
Bid/Ask Volume Text Threshold (In:94)	0
Bid/Ask Minimum Volume Compare Thresho...	0
Enable Diagonal Zero Bid/Ask Compares (L...	No
Highlight Based on (In:99)	Automatic
Candlestick Outline Width (In:100)	1
Pullback Column Right Offset in Pixels (In:101)	0
Volume Profile Bars Length Relative to All Vi...	No
Use Separate Colors for Text Coloring Meth...	No
Range 3 Up Color for Text (In:104)	R: 0, G: 0, B: 0
Range 2 Up Color for Text (In:105)	R: 0, G: 0, B: 0
Range 1 Up Color for Text (In:106)	R: 0, G: 0, B: 0
Range 0 Up Color for Text (In:107)	R: 0, G: 0, B: 0
Range 0 Down Color for Text (In:108)	R: 0, G: 0, B: 0
Range 1 Down Color for Text (In:109)	R: 0, G: 0, B: 0
Range 2 Down Color for Text (In:110)	R: 0, G: 0, B: 0
Range 3 Down Color for Text (In:111)	R: 0, G: 0, B: 0
Column 1 Actual Volume Compare Threshol...	
Column 2 Actual Volume Compare Threshol...	
Column 3 Actual Volume Compare Threshol...	

Column 1 Text Coloring Method:

Save these settings as the default

OK Cancel Apply Help Description Reset Defaults

Settings and Inputs | Subgraphs | Alerts

Standard Precedence

Based On:

Short Name:

Chart Region:

Value Format:

Display As Main Price Graph

Hide Study

Draw Study Underneath Main Price Graph

Protect with Password

Input Name	Input Value
Column 2 Percent Compare Thresholds (In:...	0.25, 0.5, 0.75
Column 3 Percent Compare Thresholds (In:...	0.25, 0.5, 0.75
Bid/Ask Volume Text Threshold (In:94)	0
Bid/Ask Minimum Volume Compare Thresho...	0
Enable Diagonal Zero Bid/Ask Compares (L...	Yes
Highlight Maximum/Minimum Value Based O...	Automatic
Candlestick Outline Width (In:100)	1
Pullback Column Right Offset in Pixels (In:101)	0
Volume Profile Bars Length Relative to All Vi...	No
Use Separate Colors for Text Coloring Meth...	No
Range 3 Up Color for Text (In:104)	R: 0, G: 0, B: 0
Range 2 Up Color for Text (In:105)	R: 0, G: 0, B: 0
Range 1 Up Color for Text (In:106)	R: 0, G: 0, B: 0
Range 0 Up Color for Text (In:107)	R: 0, G: 0, B: 0
Range 0 Down Color for Text (In:108)	R: 0, G: 0, B: 0
Range 1 Down Color for Text (In:109)	R: 0, G: 0, B: 0
Range 2 Down Color for Text (In:110)	R: 0, G: 0, B: 0
Range 3 Down Color for Text (In:111)	R: 0, G: 0, B: 0
Column 1 Actual Volume Compare Threshol...	
Column 2 Actual Volume Compare Threshol...	
Column 3 Actual Volume Compare Threshol...	

Input:

Include in Study Summary

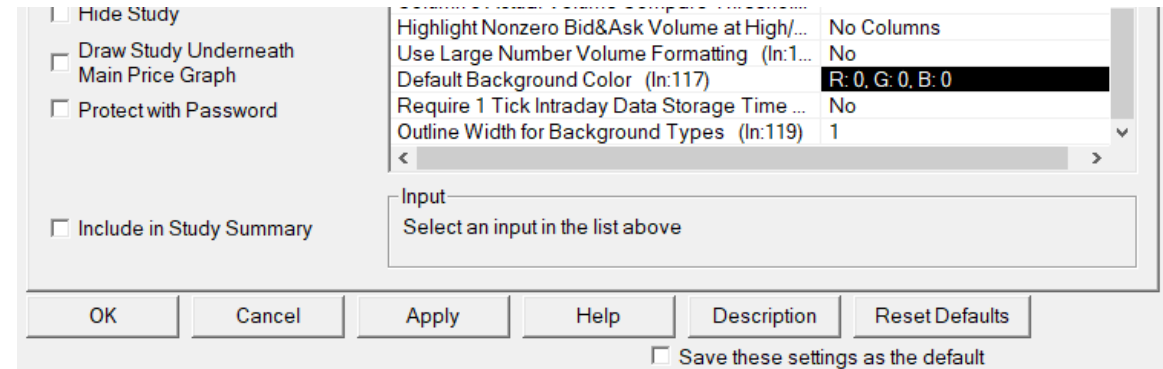
Save these settings as the default

OK Cancel Apply Help Description Reset Defaults


v1562

v1658

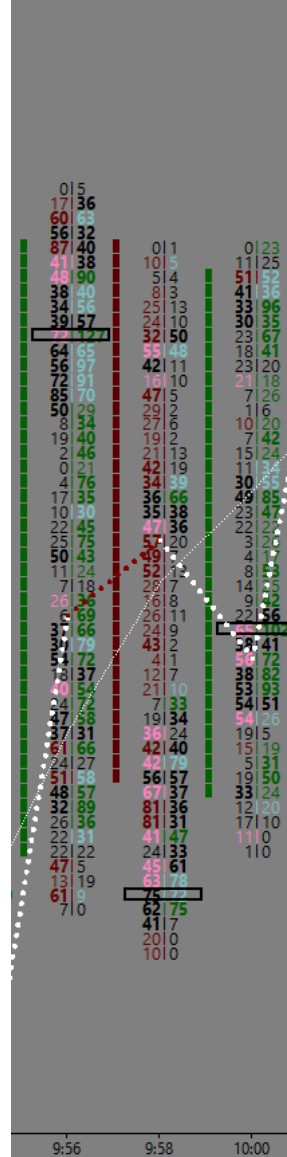
N/A



v1562



v1658



Both Charts: NQ-201712-GLOBEX 2 Min